


CERSAIE 2024 NEWS

Versilia	4
Lavica	22
Unica	40
Arkè	60
Trevi	76



ISPIRAZIONE/ INSPIRATION

The Italian Way

Le nuove collezioni Keope sono un'ode all'italianità e all'artigianalità che da sempre contraddistingue il nostro paese. Con un'attenzione meticolosa ai dettagli e un elevato valore estetico, esse riflettono il connubio armonico tra architettura e paesaggio. Le serie presentate si ispirano a materiali iconici dell'Italia: la pietra lavica, il legno di rovere e il marmo di Carrara. Tre collezioni con personalità distinte, pensate per soddisfare le più diverse esigenze progettuali: il look forte e deciso della serie Lavica, che evoca l'aspetto impetuoso della pietra vulcanica; le atmosfere calde e accoglienti della collezione Unica, che riproduce l'effetto del legno di rovere; l'eleganza classica della serie Versilia, con i suoi raffinati marmi nelle tonalità del grigio. Ogni collezione rappresenta un'espressione di elevata bellezza, ideale per arricchire e valorizzare contesti sia residenziali che commerciali.

The Italian Way

The new Keope collections are an ode to the Italian spirit and craftsmanship that have always distinguished our country. With meticulous attention to detail and high aesthetic value, they reflect the harmonious union of architecture and landscape. The series presented are inspired by the iconic materials of Italy: lava stone, oak wood and Carrara marble. Three collections with distinct personalities, designed to satisfy the most diverse design needs: the strong and decisive look of the Lavica series, which evokes the impetuous appearance of volcanic stone; the warm and welcoming atmosphere of the Unica collection, which reproduces the natural effect of oak wood; and the classic elegance of the Versilia series, with its refined marbles in shades of grey. Each collection is an expression of elevated beauty, ideal for enriching and enhancing both residential and commercial environments.

VERSILIA

Noble Surfaces

Con Versilia, Keope arricchisce la sua offerta con marmi eleganti che si ispirano ai prodotti naturali più pregiati e ricercati dal design contemporaneo: Breccia, Bardiglio e il Blu San Nicola. La vera bellezza è senza tempo. Versilia narra storie antiche e moderne di un paesaggio dove cielo, roccia e mare si fondono, creando pietre di straordinaria bellezza.

With Versilia, Keope enriches its offer with elegant marbles inspired by the finest and most sought-after natural products of contemporary design: Breccia, Bardiglio and Blu San Nicola. True beauty is timeless. Versilia tells ancient and modern stories of a landscape where sky, rock and sea come together to create stones of extraordinary beauty.

bardiglio silver

fiorito ivory

nuvolato grey

BARDIGLIO SILVER



Floor / BARDIGLIO SILVER 120x120 [48"x48"]

Wall / BARDIGLIO SILVER 120x278
Seamless match [48"x110"]



Floor / BARDIGLIO SILVER 60x120 [48"x48"]



Wall /
BARDIGLIO SILVER Flute 3D
60x120 [24"x48"]



NUVOLATO GREY

Floor / NUVOLATO GREY 120×120 [48"×48"]

Wall / NUVOLATO GREY 120×278
Seamless match [48"×110"]

Furniture / NUVOLATO GREY 120×278 [48"×110"]



Floor / NUVOLATO GREY 120×120 [48"×48"]

Wall / NUVOLATO GREY 120×278
Seamless match [48"×110"]




FIORITO IVORY

versilia

Floor / FIORITO IVORY 120x120 [48"x48"]

Wall / FIORITO IVORY 120x278
Seamless match [48"x110"]



Floor / FIORITO IVORY 120x120 [48"x48"]

3 COLORI/ COLOURS

BARDIGLIO SILVER V2



FIORITO IVORY V2



NUVOLATO GREY V2



4 FINITURE/ FINISHES



SILKY



LAPPATO




SPAZZOLATO R10



STRUCTURED R11

1 SUPERFICIE 3D/ 3D SURFACE


FLUTE 3D
X 60x120 [24"x48"] RT 9mm



BARDIGLIO SILVER

DISPONIBILE IN /
AVAILABLE IN /
TUTTI I COLORI /
ALL COLORS

5 DECORI/ DECORS

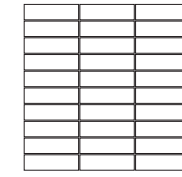


MOSAICO
X 30x30 [12"x12"] RT 9mm
TESSERE: 2,8x2,8 [1 1/8"x1 1/8"]



BARDIGLIO SILVER

DISPONIBILE IN /
AVAILABLE IN /
TUTTI I COLORI /
ALL COLORS

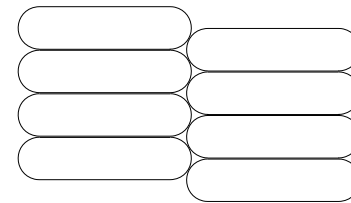


MOSAICO LISTELLI
X 30x30 [12"x12"] RT 9mm
TESSERE: 2,8x9,7 [1 1/8"x3 3/4"]



BARDIGLIO SILVER

DISPONIBILE IN /
AVAILABLE IN /
TUTTI I COLORI /
ALL COLORS




BISCUITS
X 28,5x55,5 [11"x22"] RT 9mm



BARDIGLIO SILVER

DISPONIBILE IN /
AVAILABLE IN /
TUTTI I COLORI /
ALL COLORS



PLISSE 3D
X 18,4x120 [7"x48"] RT 9mm




BARDIGLIO SILVER



FIORITO IVORY



NUVOLATO GREY



PLISSE
X 20x120 [8"x48"] RT 9mm



BARDIGLIO SILVER




FIORITO IVORY





NUVOLATO GREY

X Silky

4 FORMATI/ SIZES




✕ 120x278 [48"x110"] RT 6mm



✕ 60x60 [24"x24"] RT 9mm

✕ 120x120 [48"x48"] RT 9mm



✕ ◆ ■ 60x120 [24"x48"] RT 9mm

■ 60x120 [24"x48"] RT 9mm

▲ 60x120 [24"x48"] RT 20mm

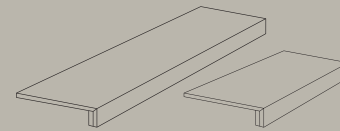
Disponibile in 4 finiture
e un decoro da rivestimento

6 PEZZI SPECIALI/ TRIMS



BATTISCOPA
BULLNOSE

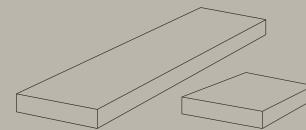
✕ ◆ ■ 4,6x120 [1¹³/₁₆"x48"] RT 9mm



SCALINO INCOLLATO
GLUED STEP TREAD

▲ 33x60 [13"x24"] RT 9mm

✕ ◆ ■ 33x120 [13"x48"] RT 9mm



ANGOLARE INCOLLATO
GLUED CORNER STEP TREAD

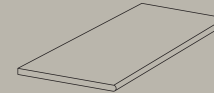
▲ 33x33 [13"x13"] RT 9mm

✕ ◆ ■ 33x120 [13"x48"] RT 9mm



ANGOLARE BORDO TORO
BULLNOSE EDGE CORNER / ANGLE CHANT ARRONDI /
STUFENPLATTE ECKSTÜCK / ANGULAR CANTO ROMO

▲ 30x30 [12"x12"] RT 20mm



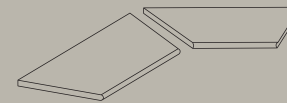
GRADINO BORDO TORO

BULLNOSE EDGE STEP / NEZ DE MARCHE ARRONDI /
ABGERUNDETE STUFENPLATTE / PELDAÑO CANTO ROMO

▲ 60x120 [24"x48"] RT 20mm

▲ 30x120 [12"x48"] RT 20mm

▲ 30x60 [12"x24"] RT 20mm



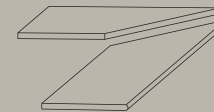
ANGOLARE INTERNO BORDO TORO

INT. BULLNOSE EDGE CORNER / ANG. INT. CHANT ARRONDI /
AUSSENECKTRITTSTUFE / ANG. INT. CANTO ROMO

▲ 60x120 [24"x48"] RT 20mm

▲ 30x120 [12"x48"] RT 20mm

▲ 30x60 [12"x24"] RT 20mm



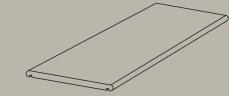
ANGOLARE ESTERNO BORDO TORO

EXT. BULLNOSE EDGE CORNER / ANG. EXT. CHANT ARRONDI /
AUSSENECKTRITTSTUFE / ANG. EXT. CANTO ROMO

▲ 60x120 [24"x48"] RT 20mm

▲ 30x120 [12"x48"] RT 20mm

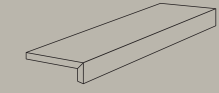
▲ 30x60 [12"x24"] RT 20mm



TOP BORDO TORO

BULLNOSE EDGE TOP / MARCHE SUP. CHANT ARRONDI /
ABGERUNDETE ABDECKPLATTE / TOP CANTO ROMO

▲ 30x60 [12"x24"] RT 20mm



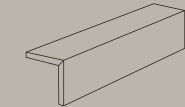
TERMINALE L

L TERMINAL / NEZ DE MARCHE EN L /
ENDABDECKPLATTE L-FORM / TERMINAL L (PEGADO)

▲ 120x45x15 [48"x18"x6"] RT 20mm

▲ 60x33x5 [13"x24"x2"] RT 20mm

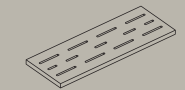
▲ 60x20x5 [24"x8"x2"] RT 20mm



CORDOLO L

L KERB / BORDURE EN L / KANTE L-FORM /
CANTONERA L (PEGADA)

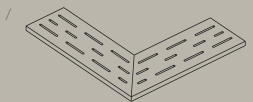
▲ 60x20x15 [24"x8"x6"] RT 20mm



GRIGLIA

GRID / GRIL / GRILL / REJILLA

▲ 15x60 [6"x24"] RT 20mm



ANGOLARE GRIGLIA

CORNER GRID / GRILLE D'ANGLE /
ECKE GRAT / ANGULAR REJILLA

▲ 15x60 [6"x24"] RT 20mm

FORMATI / SIZES

	120x278 [119,5x278]* 48"x110"	120x120 [119,5x119,5]* 48"x48"	60x120 24"x48"	60x60 24"x24"	60x120 24"x48"
	RT	RT	RT	RT	RT
	6 mm	9mm	9mm	9mm	20mm
NUVOLATO GREY	✕	✕	✕ ◆ ◆ ■	✕	▲
BARDIGLIO SILVER	✕	✕	✕ ◆ ◆ ■	✕	▲
FIORITO IVORY	✕	✕	✕ ◆ ◆ ■	✕	▲

*Formato nominale / Nominal size

✕ Silky | ◆ Lappato | ■ Spazzolato R10 | ▲ Structured R11 | ■ Flute 3D

✕ Silky | ◆ Lappato | ■ Spazzolato R10 | ▲ Structured R11 | ■ Flute 3D

LAVICA

Born From Fire

La potente bellezza della pietra lavica siciliana, plasmata dal fuoco e accolta dal mare, è la fonte d'ispirazione per una collezione di gres porcellanato calda e mediterranea, adatta a spazi commerciali e residenziali dalla forte personalità.

The powerful beauty of Sicilian lava stone, sculpted by fire and embraced by the sea, is the source of inspiration for a warm, Mediterranean porcelain stoneware collection suitable for commercial and residential spaces with a strong personality.

grey

anthracite

black



LAVICA GREY

lavica

Wall/
BLACK 60×120 [24"×48"]
STROMBOLI GREY 20×20 [8"×8"] NO RT

Floor/ GREY 80×80 [32"×32"]

Furniture/
GREY 60×120 [24"×48"]
BLACK 60×120 [24"×48"]

LAVICA BLACK



Wall/
BLACK 60x120 [24"x48"]
ETNA ANTHRACITE 20x20 [8"x8"] NO RT
Floor/ UNICA GREY 20x180 [8"x71"]

LAVICA ANTHRACITE



Wall/
ANTHRACITE 120x278 [48"x110"]
ETNA ANTHRACITE 20x20 [8"x8"] NO RT

Floor/ ANTHRACITE 60x120 [24"x48"]

Furniture/ ANTHRACITE 120x278 [48"x110"]

ETNA ANTHRACITE V4




VULCANO ANTHRACITE V4




● 20x20 [8"x8"] NO RT 9mm



STROMBOLI GREY **V4**



VESUVIO GREY **V4**



● 20x20 [8"x8"] Not RT 9mm

Floor / GREY 60x120 [48"x48"]

Wall /
ANTHRACITE 120x278 [48"x110"]
VESUVIO GREY 20x20 [8"x8"] NO RT



DECORI SMALTATI / GLAZED DECORS


Design by **Bluma**

SPESSORE	9 mm	PEZZI / MQ	25
DIMENSIONE	20x20 cm NO RT	ASSORTIMENTO	50% Decori smaltati 50% Base naturale




GAMMA COLORE


Esempio di posa 4pz




Etna
Anthracite



Vulcano
Anthracite




Vesuvio
Grey




Stromboli
Grey

MOTIVI GRAFICI

x24



Wall/
VULCANO ANTHRACITE
20x20 [8"x8"] NO RT




lavica

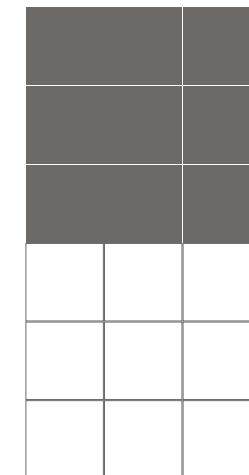
ESEMPI DI POSA



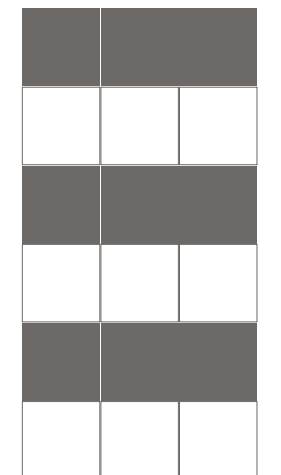
Random



Checkerboard



Half&Half



Stripes


3

COLORI/
COLOURS


LAVICA ANTHRACITE V2



LAVICA GREY V2

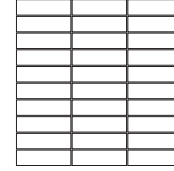


LAVICA BLACK V2




2


DECORI/
DECORS




MOSAICO LISTELLI
30x30 [12"x12"] RT 9mm
TESSERE: 2,8x9,7 [1 1/8"x3 3/4"]




✕ LAVICA BLACK



▣ LAVICA GREY



▣ LAVICA ANTHRACITE



PLISSE
20x120 [8"x48"] RT 9mm



✕ LAVICA BLACK




▣ LAVICA GREY




▣ LAVICA ANTHRACITE


5 FORMATI/ SIZES



● 120x278 [48"x110"] RT 6mm



✕ 60x120 [24"x48"] RT 9mm
▲ 60x120 [24"x48"] RT 20mm



■ 80x80 [32"x32"] RT 9mm



✕ 7,5x60 [3"x24"] NO RT 9mm

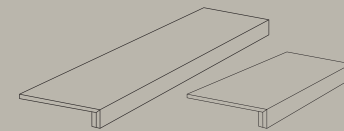


● 20x20 [8"x8"] NO RT 9mm

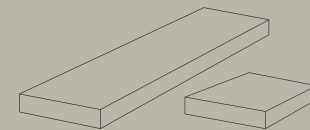
6 PEZZI SPECIALI/ TRIMS



BATTISCOPIA
BULLNOSE
✕ 4,6x120 [1¹³/₁₆"x48"] RT 9mm
■ 7x80 [3"x48"] RT 9mm



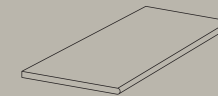
SCALINO INCOLLATO
GLUED STEP TREAD
✕ 33x120 [13"x48"] RT 9mm
▲ 33x60 [13"x24"] RT 9mm



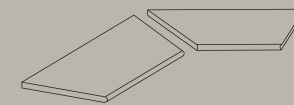
ANGOLARE INCOLLATO
GLUED CORNER STEP TREAD
✕ 33x120 [13"x48"] RT 9mm
▲ 33x33 [13"x13"] RT 9mm



ANGOLARE BORDO TORO
BULLNOSE EDGE CORNER / ANGLE CHANT ARRONDI /
STUFENPLATTE ECKSTÜCK / ANGULAR CANTO ROMO
▲ 30x30 [12"x12"] RT 20mm



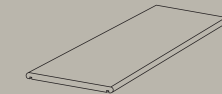
GRADINO BORDO TORO
BULLNOSE EDGE STEP / NEZ DE MARCHE ARRONDI /
ABGERUNDETE STUFENPLATTE L-FORM / Peldaño CANTO ROMO
▲ 60x120 [24"x48"] RT 20mm
▲ 30x120 [12"x48"] RT 20mm
▲ 30x60 [12"x24"] RT 20mm



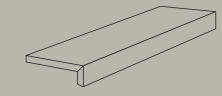
ANGOLARE INTERNO BORDO TORO
INT. BULLNOSE EDGE CORNER / ANG. INT. CHANT ARRONDI /
AUSSENECKTRITTSTUFE / ANG. INT. CANTO ROMO
▲ 60x120 [24"x48"] RT 20mm
▲ 30x120 [12"x48"] RT 20mm
▲ 30x60 [12"x24"] RT 20mm



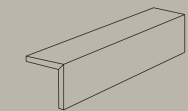
ANGOLARE ESTERNO BORDO TORO
ExT. BULLNOSE EDGE CORNER / ANG. ExT. CHANT ARRONDI /
AUSSENECKTRITTSTUFE / ANG. ExT. CANTO ROMO
▲ 60x120 [24"x48"] RT 20mm
▲ 30x120 [12"x48"] RT 20mm
▲ 30x60 [12"x24"] RT 20mm



TOP BORDO TORO
BULLNOSE EDGE TOP / MARCHE SUP. CHANT ARRONDI /
ABGERUNDETE ABDECKPLATTE / TOP CANTO ROMO
▲ 30x60 [12"x24"] RT 20mm



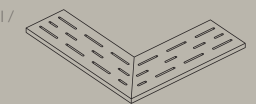
TERMINALE L
L TERMINAL / NEZ DE MARCHE EN L /
ENDABDECKPLATTE L-FORM / TERMINAL L [PEGADO]
▲ 120x45x15 [48"x18"x6"] RT 20mm
▲ 60x33x5 [13"x24"x2"] RT 20mm
▲ 60x20x5 [24"x8"x2"] RT 20mm



CORDOLO L
L KERB / BORDURE EN L / KANTE L-FORM /
CANTONERA L [PEGADA]
▲ 60x20x15 [24"x8"x6"] RT 20mm



GRIGLIA
GRID / GRIL / GRILL / REJILLA
▲ 15x60 [6"x24"] RT 20mm



ANGOLARE GRIGLIA
CORNER GRID / GRILLE D'ANGLE /
ECKE GRAT / ANGULAR REJILLA
▲ 15x60 [6"x24"] RT 20mm

FORMATI / SIZES

	120x278 [119,5x278]* 48"x110"	80x80 24"x48"	60x120 24"x48"	7,5x60 3"x24"	20x20 8"x8"	60x120 24"x48"
	RT	RT	RT	NO RT	NO RT	RT
	6 mm	9mm	9mm	9mm	9mm	20mm
LAVICA ANTHRACITE	●	■	■	■		▲
LAVICA GREY		■	■	■		▲
LAVICA BLACK			✕	✕		
ETNA ANTHRACITE					●	
VULCANO ANTHRACITE					●	
STROMBOLI GREY					●	
VESUVIO GREY					●	

*Formato nominale / Nominal size

✕ Silky | ● Natural R9 | ■ Spazzolato R10 | ▲ Structured R11

lavica

UNICA

The Beauty of Oak

L'antica foresta respira nel vento. I maestosi alberi custodiscono le storie ancestrali dei boschi italiani, fonte d'ispirazione per Unica, una serie di gres effetto legno che cattura l'essenza del rovere naturale. La precisa caratterizzazione delle doghe riflette il lavoro artigianale dell'uomo su questo legno resiliente e ricco di affascinanti imperfezioni.

The ancient forest breathes in the wind. Majestic trees guard the ancestral stories of the Italian woods, the source of inspiration for Unica, a series of wood-effect porcelain stoneware that captures the essence of natural oak. The precise characterization of the staves reflects the human hand's work on this resilient wood, full of fascinating imperfections.

grey

beige

brown

ivory

almond

honey

UNICA ALMOND



Floor/ ALMOND 7,5x60 [3"×24"]

Wall/ VERSILIA NUVOLATO GREY 120x278 [48"×110"]



UNICA HONEY

Floor/ HONEY 20x180 [8"x71"]

Wall | Furniture/
ONICE PEARL 120x278 [48"x110"]

UNICA
BEIGE



Floor/ BEIGE 20x120 [8"x48"]

Furniture/
ELEMENTS DESIGN AVIO 60x120 [24"x48"]



Floor/ BEIGE 20x120 [8"x48"]

UNICA GREY



Floor/ GREY 20x180 [8"x71"]

Furniture/ GREY 60x120 Flute 3D [24"x48"]

Wall / DOLMIX GREY 120x278 [48"x110"]



UNICA BROWN

unica

Floor/ BROWN 20x180 [8"x71"]

UNICA
IVORY



Floor/ IVORY 20x120 [8"x48"]

Wall | Furniture/
TREVI IVORY 120x278 [48"x110"]

6 COLORI/ COLOURS

UNICA
GREY **V3**



UNICA
BEIGE **V3**



UNICA
BROWN **V3**



UNICA
IVORY **V3**



UNICA
ALMOND **V3**



UNICA
HONEY **V3**



FLUTE 3D
■ 60x120 [24"x48"] RT 9mm



UNICA HONEY




UNICA ALMOND



UNICA BEIGE



UNICA GREY



● 7,5x60 [3"x24"] NO RT 9mm



UNICA HONEY



UNICA ALMOND



UNICA BEIGE




UNICA GREY



● Natural R9 | ■ Flute 3D


2 DECORI/ DECORS



PLISSE 3D
● 18,4×120 [7"×48"] RT 9mm



UNICA ALMOND




UNICA HONEY




UNICA BEIGE



UNICA GREY



UNICA IVORY



UNICA BROWN



PLISSE
● 20×120 [8"×48"] RT 9mm



UNICA ALMOND



UNICA HONEY




UNICA BEIGE



UNICA GREY



UNICA IVORY



UNICA BROWN


4 FORMATI/ SIZES



● 20×180 [8"×71"] RT 9,5 mm



● 20×120 [8"×48"] RT 9mm



■ 60×120 [24"×48"] RT 9mm



● 7,5×60 [3"×24"] NO RT 9mm

1 PEZZI SPECIALI/ TRIMS



BATTISCOPA
BULLNOSE
● 4,6×120 [1^{13/16}"×48"] RT 9mm

FORMATI / SIZES

	20×180 8"×71"	20×120 8"×48"	7,5×60 3"×24"	60×120 24"×48"
	RT 9,5 mm	RT 9mm	NO RT 9mm	RT 9mm
UNICA ALMOND	●	●	●	■
UNICA BEIGE	●	●	●	■
UNICA BROWN	●	●		
UNICA GREY	●	●	●	■
UNICA HONEY	●	●	●	■
UNICA IVORY	●	●		

● Natural R9 | ■ Flute 3D

ARKÈ

From Idea To Matter

Pura e ancestrale, la quarzite naturale è la protagonista di Arkè, una nuova collezione di gres porcellanato effetto pietra concepita per rivestire ambienti commerciali e residenziali emozionanti. La palette colori, morbida e avvolgente, riproduce con meticolosa cura gli effetti cromatici distintivi della quarzite, materia originaria che continua a incantare. Arkè interpreta in modo raffinato e moderno l'estetica primitiva della pietra naturale.

Pure and ancestral, natural quartzite is the star of Arkè, a new stone-effect porcelain stoneware collection designed to cover emotional commercial and residential environments. The soft and enveloping color palette reproduces with great care the unmistakable color effects of quartzite, the original material that continues to enchant. Arkè interprets the primitive aesthetics of natural stone in a refined and modern way.

ivory

beige

clay

anthracite

grey

ARKÈ CLAY

Floor /
CLAY 60×120 [24"×48"]
CLAY 60×120 [24"×48"] **20mm**

Wall/
CLAY 60×120 [24"×48"]

Furniture/
ELEMENTS LUX CALACATTA
STATUARIETTO 120×278 [48"×110"]





ARKÈ BEIGE

Floor/ BEIGE 120x120 [48"x48"]

Wall/ BEIGE Strips 30x60 [12"x24"]

ARKÈ ANTHRACITE



Floor /
ANTHRACITE 120x120 [48"x48"]

Wall/
GREY Multispessore 30x60 [12"x24"]

Furniture/
JOURNEY CARAMEL
20x120 | 10x120 | 5x120
[8"x48" | 4"x48" | 2"x48"]



ARKÈ IVORY

arkè

Floor/ IVORY 60×120 [24"×48"]

Wall/ CLAY Palladiana 50×50 [20"×20"]

Pool/ CLAY Gradino bordo toro 30×120 [12"×48"] **20mm**

ARKÈ GREY



Floor/ GREY 120×120 [48"×48"]

Wall/ GREY Line 3D 60×120 [24"×48"]

Furniture/
DISTRICT WHITE 120×278 [48"×110"]

5 COLORI/ COLOURS

ANTHRACITE V3



GREY V3



IVORY V3



CLAY V3



BEIGE V3



5 DECORI/ DECORS

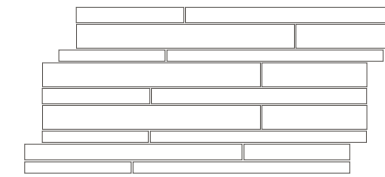


STRIPS
■ 30x60 [12"x24"] RT 9mm



ARKÈ BEIGE

DISPONIBILE IN /
AVAILABLE IN /
TUTTI I COLORI

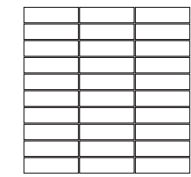


MOSAICO MULTISPESSORE
■ 30x60 [12"x24"] RT 9mm



ARKÈ BEIGE

DISPONIBILE IN /
AVAILABLE IN /
TUTTI I COLORI

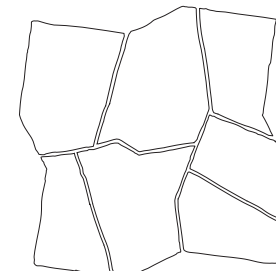


MOSAICO LISTELLI
■ 30x30 [12"x12"] RT 9mm
TESSERE: 2,8x9,7 [1 1/8"x3 3/4"]



ARKÈ BEIGE

DISPONIBILE IN /
AVAILABLE IN /
TUTTI I COLORI




PALLADIANA
▲ 50x50 [20"x20"] RT 9mm



ARKÈ BEIGE

DISPONIBILE IN /
AVAILABLE IN /
TUTTI I COLORI




LINE 3D
■ 60x120 [24"x48"] RT 9mm




ARKÈ BEIGE

DISPONIBILE IN /
AVAILABLE IN /
ARKÈ BEIGE, ARKÈ IVORY, ARKÈ GREY

5 FORMATI/ SIZES



■ 120×120 [48"×48"] RT 9mm



■▲■ 60×120 [24"×48"] RT 9mm
▲ 60×120 [24"×48"] RT 20mm



■▲ 60×60 [24"×24"] RT 9mm

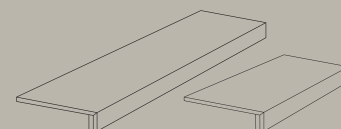


■▲ 30×60 [12"×24"] RT 9mm

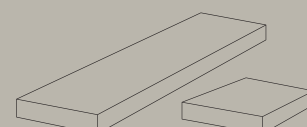
6 PEZZI SPECIALI/ TRIMS



BATTISCOPA
BULLNOSE
■ 4,6×120 [1¹³/₁₆"×48"] RT 9mm
■ 7,2×60 [2,8"×24"] RT 9mm

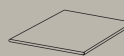


SCALINO INCOLLATO
GLUED STEP TREAD
▲ 33×60 [13"×24"] RT 9mm
■ 33×120 [13"×48"] RT 9mm

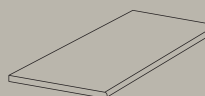


ANGOLARE INCOLLATO
GLUED CORNER STEP TREAD
▲ 33×33 [13"×13"] RT 9mm
■ 33×120 [13"×48"] RT 9mm

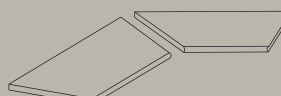
17 PEZZI SPECIALI 20mm / TRIMS 20mm



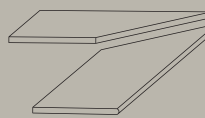
ANGOLARE BORDO TORO
BULLNOSE EDGE CORNER / ANGLE CHANT ARRONDI /
STUFENPLATTE ECKSTÜCK / ANGULAR CANTO ROMO
▲ 30×30 [12"×12"] RT 20mm



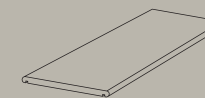
GRADINO BORDO TORO
BULLNOSE EDGE STEP / NEZ DE MARCHE ARRONDI /
ABGERUNDETE STUFENPLATTE / Peldaño canto romo
▲ 60×120 [24"×48"] RT 20mm
▲ 30×120 [12"×48"] RT 20mm
▲ 30×60 [12"×24"] RT 20mm



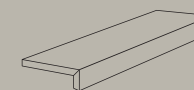
ANGOLARE INTERNO BORDO TORO
INT. BULLNOSE EDGE CORNER / ANG. INT. CHANT ARRONDI /
AUSSENECKTRITTSTUFE / ANG. INT. CANTO ROMO
▲ 60×120 [24"×48"] RT 20mm
▲ 30×120 [12"×48"] RT 20mm
▲ 30×60 [12"×24"] RT 20mm



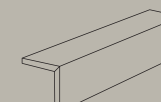
ANGOLARE ESTERNO BORDO TORO
ExT. BULLNOSE EDGE CORNER / ANG. ExT. CHANT ARRONDI /
AUSSENECKTRITTSTUFE / ANG. ExT. CANTO ROMO
▲ 60×120 [24"×48"] RT 20mm
▲ 30×120 [12"×48"] RT 20mm
▲ 30×60 [12"×24"] RT 20mm



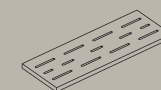
TOP BORDO TORO
BULLNOSE EDGE TOP / MARCHE SUP. CHANT ARRONDI /
ABGERUNDETE ABDECKPLATTE / TOP CANTO ROMO
▲ 30×60 [12"×24"] RT 20mm



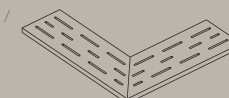
TERMINALE L
L TERMINAL / NEZ DE MARCHE EN L /
ENDABDECKPLATTE L-FORM / TERMINAL L (PEGADO)
▲ 120×45×15 [48"×18"×6"] RT 20mm
▲ 60×33×5 [13"×24"×2"] RT 20mm
▲ 60×20×5 [24"×8"×2"] RT 20mm



CORDOLO L
L KERB / BORDURE EN L / KANTE L-FORM /
CANTONERA L (PEGADA)
▲ 60×20×15 [24"×8"×6"] RT 20mm



GRIGLIA
GRID / GRIL / GRILL / REJILLA
▲ 15×60 [6"×24"] RT 20mm



ANGOLARE GRIGLIA
CORNER GRID / GRILLE D'ANGLE /
ECKE GRAT / ANGULAR REJILLA
▲ 15×60 [6"×24"] RT 20mm

FORMATI / SIZES

	120×120 [119,5×119,5]* 48"×48"	60×120 24"×48"	60×60 24"×24"	30×60 12"×24"	60×120 24"×48"
	RT	RT	RT	RT	RT
	9mm	9mm	9mm	9mm	20mm
ARKÈ ANTHRACITE	■	■▲	■▲	■▲	▲
ARKÈ CLAY	■	■▲	■▲	■▲	▲
ARKÈ GREY	■	■▲■	■▲	■▲	▲
ARKÈ BEIGE	■	■▲■	■▲	■▲	▲
ARKÈ IVORY	■	■▲■	■▲	■▲	▲

*Formato nominale / Nominal size

■ Spazzolato R10 | ▲ Structured R11 | ■ Line 3D

■ Spazzolato R10 | ▲ Structured R11 | ■ Line 3D

TREVI

Timeless Elegance

Il gres porcellanato della collezione Trevi si ispira all'eleganza del travertino, pietra nobile che intreccia le proprie origini con quelle dell'antica architettura. Trevi trasforma gli spazi in autentici santuari di eleganza naturale, dove il travertino rivela la sua essenza luminosa, conferendo agli ambienti un'aura di raffinatezza senza tempo.

The porcelain stoneware of the Trevi collection is inspired by the elegance of travertine, a noble stone whose origins are linked to those of ancient architecture. Trevi transforms spaces into authentic sanctuaries of natural elegance, where travertine reveals its luminous essence, giving rooms an aura of timeless sophistication.

walnut

pearl

ivory

TREVI WALNUT



Floor/ WALNUT 60x120 [24"x48"]

Wall/ WALNUT 120x278 [48"x110"]



TREVI IVORY

> Special Exhibition
Museum Shop
< Outdoor Gallery



Wall / IVORY 120x278 [48"x110"]

Stairs / IVORY 60x120 [24"x48"]

TREVI
PEARL



Floor / PEARL 60x120 [24"x48"]

Wall/
PEARL Flute 3D 60x120 [24"x48"]
PEARL 120x278 [48"x110"]



3 COLORI/ COLOURS

PEARL V2



IVORY V2



WALNUT V2



1 SUPERFICIE 3D/ 3D SURFACE

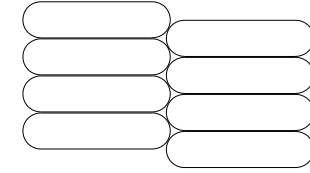
FLUTE 3D
■ 60x120 [24"x48"] RT 9mm



TREVI PEARL

DISPONIBILE IN /
AVAILABLE IN /
TUTTI I COLORI /
ALL COLORS

5 DECORI/ DECORS

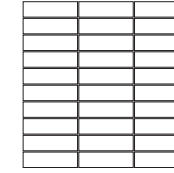


BISCUITS
✕ 28,5x55,5 [11"x22"] RT 9mm



TREVI PEARL

DISPONIBILE IN /
AVAILABLE IN /
TUTTI I COLORI /
ALL COLORS

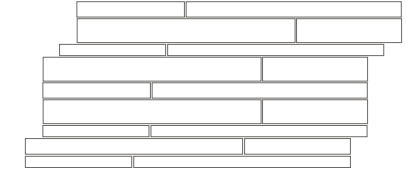


MOSAICO LISTELLI
✕ 30x30 [12"x12"] RT 9mm
TESSERE: 2,8x9,7 [1 1/8"x3 3/4"]



TREVI PEARL

DISPONIBILE IN /
AVAILABLE IN /
TUTTI I COLORI /
ALL COLORS




MOSAICO MULTISPESSORE
✕ 30x60 [12"x24"] RT 9mm



TREVI PEARL

DISPONIBILE IN /
AVAILABLE IN /
TUTTI I COLORI /
ALL COLORS




PLISSE
✕ 20x120 [8"x48"] RT 9mm



TREVI PEARL

DISPONIBILE IN /
AVAILABLE IN /
TUTTI I COLORI /
ALL COLORS




PLISSE 3D
✕ 18,4x120 [7"x48"] RT 9mm



TREVI PEARL

DISPONIBILE IN /
AVAILABLE IN /
TUTTI I COLORI /
ALL COLORS

2 FORMATI/ SIZES



✕ 120x278 [48"×110"] RT 6mm

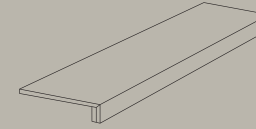


✕ 60x120 [24"×48"] RT 9mm

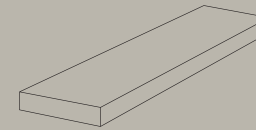
3 PEZZI SPECIALI/ TRIMS



BATTISCOPA
BULLNOSE
✕ 4,6x120 [1^{13/16}"×48"] RT 9mm







SCALINO INCOLLATO
GLUED STEP TREAD
✕ 33x120 [13"×48"] RT 9mm






ANGOLARE INCOLLATO
GLUED CORNER STEP TREAD
✕ 33x120 [13"×48"] RT 9mm

FORMATI / SIZES

	120x278 [119,5x278]* 48"×110"	60x120 24"×48"
	RT	RT
	6mm	9mm
TREVI IVORY	✕	✕   
TREVI PEARL	✕	✕   
TREVI WALNUT	✕	✕   

*Formato nominale / Nominal size

✕ Silky |  Spazzolato R10 |  Flute 3D

✕ Silky |  Spazzolato R10 |  Flute 3D

specs & tech

92 / **Gamma**
Range

93 / **Misure-pesi-imballi**
Size-weight-packaging

94 / **Tabella specifiche tecniche**
Technical features

GAMMA / RANGE

COLLEZIONI COLLECTIONS	COLORI COLOURS	120x278 [119,5x278]* 48"x110"	120x120 [119,5x119,5]* 48"x48"	60x120 24"x48"	20x180 8"x71"	20x120 8"x48"	80x80 32"x32"	60x60 24"x24"	30x60 12"x24"	7,5x60 6"x18"	20x20 12"x24"	60x120 24"x48"
		6mm	9mm	9mm	9,5mm	9mm	9mm	9mm	9mm	9mm	9mm	20mm
VERSILIA	BARDIGLIO SILVER	✕	✕	✕◆◻				✕				▲
	FIORITO IVORY	✕	✕	✕◆◻				✕				▲
	NUVOLATO GREY	✕	✕	✕◆◻				✕				▲
LAVICA	ANTHRACITE	●		◻			◻			◻		▲
	GREY			◻			◻			◻		▲
	BLACK			✕						✕		
	ETNA ANTHRACITE										●	
	VULCANO ANTHRACITE										●	
	STROMBOLI GREY										●	
	VESUVIO GREY										●	
UNICA	ALMOND			◻	●	●				●		
	BEIGE			◻	●	●				●		
	BROWN				●	●						
	GREY			◻	●	●				●		
	HONEY			◻	●	●				●		
	IVORY				●	●						
ARKÈ	ANTHRACITE		◻	◻▲				◻▲	◻▲			▲
	BEIGE		◻	◻▲◻				◻▲	◻▲			▲
	CLAY		◻	◻▲				◻▲	◻▲			▲
	GREY		◻	◻▲◻				◻▲	◻▲			▲
	IVORY		◻	◻▲◻				◻▲	◻▲			▲
TREVI	IVORY	✕		✕◻◻								
	PEARL	✕		✕◻◻								
	WALNUT	✕		✕◻◻								

*Formato nominale / Nominal size

✕Silky | ◆Lappato | ●Natural R9 | ◻Spazzolato R10 | ▲Structured R11 | ◻ 3D

MISURE, PESI ED IMBALLI / SIZE, WEIGHT AND PACKAGING

FORMATO SIZE	SPESSORE THICKNESS	PZ/SCATOLA PIECES/BOX	MQ/SCATOLA SQM/BOX	KG/SCATOLA KG/BOX	MQ/PALLET SQM/PALLET	KG/PALLET KG/PALLET	SCATOLA/PALLET BOX/PALLET
120x278	6mm	1	3,32	≈ 49,56	59,80	≈ 990,08	18
120x120	9mm	2	2,86	≈ 60,80	57,12	≈ 1.251,00	20
60x120	9mm	2	1,44	≈ 31,93	50,40	≈ 1.138,00	35
20x180	9mm	5	1,80	≈ 38,00	72,00	≈ 1.533,00	40
20x120	9mm	6	1,44	≈ 29,00	60,48	≈ 1.231,00	42
80x80	9mm	2	1,28	≈ 25,60	61,44	≈ 1.253,80	42
60x60	9mm	3	1,08	≈ 21,00	43,20	≈ 853,00	40
30x60	9mm	7	1,26	≈ 25,00	50,40	≈ 1.016,00	40
7,5x60	9mm	22	0,99	≈ 19,10	59,40	≈ 1.159,00	60
20x20	9mm	30	1,20	≈ 23,44	67,20	≈ 1.351,00	56
60x120	20mm	1	0,72	≈ 33,75	25,20	≈ 1.202,25	35
4,6x120 battiscopa	9mm	6	7,20	≈ 7,80	345,60	≈ 387,40	48
7x80 battiscopa	9mm	8	6,40	≈ 9,30	460,80	≈ 682,60	72

INFORMAZIONI TECNICHE / TECHNICAL FEATURES

INFORMAZIONI TECNICHE TECHNICAL FEATURES	NORMA NORM	REQUISITI PRESCRITTI REQUIRED VALUES
	EN 14411 - ISO 13006	
 DIMENSIONI RETTIFICATO SIZES RECTIFIED	ISO 10545-2	lunghezza-larghezza / length-width ±0,3% [±1,0 mm max]
		spessore / thickness ±5,0% [±0,5 mm max]
		ortogonalità / rectangularity ±0,3% [±1,5 mm max]
		rettilinearità / straightness ±0,3% [±0,8 mm max]
		planarità / flatness ±0,4% [±1,8 mm max]
 DIMENSIONI NON RETTIFICATO SIZES NOT RECTIFIED	ISO 10545-2	lunghezza-larghezza / length-width ±0,3% [±1,0 mm max]
		spessore / thickness ±5,0% [±0,5 mm max]
		ortogonalità / rectangularity ±0,3% [±1,5 mm max]
		rettilinearità / straightness ±0,3% [±0,8 mm max]
		planarità / flatness ±0,4% [±1,8 mm max]
 ASSORBIMENTO ACQUA WATER ABSORPTION	ISO 10545-3	≤0,5%
 RESISTENZA A ROTTURA BREAKING STRENGTH	ISO 10545-4	R≥35 N/mm ² S≥700 N [<7,5 mm] S≥1300 N [≥7,5 mm]
 RES. ABRASIONE PROFONDA DEEP ABRASION RESISTANCE	ISO 10545-6	≤175 mm ³
 RES. ABRASIONE SUPERFICIALE [LAPPATO] SURFACE ABRASION RESISTANCE	ISO 10545-7	
 RESISTENZA SHOCK TERMICI THERMAL SHOCK RESISTANCE	ISO 10545-9	resistenza / resistant
 RESISTENZA AL GELO FROST RESISTANCE	ISO 10545-12	resistenza / resistant
 RESISTENZA CHIMICA CHEMICAL RESISTANCE	ISO 10545-13	resistenza / resistant
 RESISTENZA ALLE MACCHIE RESISTANCE TO STAINS	ISO 10545-14	resistenza / resistant
 CLASSIFICAZIONE ALTISDRUCCIOLO ASSESSMENT OF SLIP RESISTANCE	EN 16165 Annex A [DIN 51097]	
	EN 16165 Annex B [DIN 51130]	
	EN 16165 Annex C [BS 7976-2:2002 UK - Pendulum Test Value]	
	ANSI A326.3 Test metod [DCOF]	>0,42 bagnato / wet
	B.C.R.A. [COF]	>0,40 bagnato / wet

Piastrelle pressate a secco - Conforme alla norma EN 14411 e ISO 13006 appendice G gruppo B1-a con E ≤0,5%
Dry pressed tiles - Compliant with standards EN 14411 and ISO 13006 annex G group B1-a with E ≤0,5%

VALORI VALUES	VALORI VALUES	VALORI VALUES
VERSILIA	LAVICA	UNICA
CONFORME COMPLIANT	CONFORME COMPLIANT	CONFORME COMPLIANT
-	CONFORME COMPLIANT 7,5x60 - 20x20	CONFORME COMPLIANT 7,5x60
≤0,1%	≤0,1%	≤0,1%
6 mm 9 mm 20 mm	6 mm 9 mm 20 mm	9 / 9,5 mm
R≥40 N/mm ² S≥1000 N	R≥40 N/mm ² S≥1500 N R≥45 N/mm ² S≥10000 N	R≥40 N/mm ² S≥1500 N
≤150 mm ³	≤150 mm ³	≤150 mm ³
TEST DISPONIBILE (LAPPATO) TEST AVAILABLE (LAPPATO)	TEST DISPONIBILE (DECORI SMALTATI) TEST AVAILABLE (GLAZED DECORS)	-
CONFORME COMPLIANT	CONFORME COMPLIANT	CONFORME COMPLIANT
CONFORME COMPLIANT	CONFORME COMPLIANT	CONFORME COMPLIANT
CONFORME COMPLIANT	CONFORME COMPLIANT	CONFORME COMPLIANT
CONFORME COMPLIANT	CONFORME COMPLIANT	CONFORME COMPLIANT
- Silky - Lappato A+B Spazzolato R10 A+B+C Structured R11	- Silky A Natural R9 A+B Spazzolato R10 A+B+C Structured R11	R9 20x180 - 20x120 - 7,5x60 Not RT
- SILKY 120x278 - 120x120 - 60x120 - 60x60 - LAPPATO 60x120 R10 60x120 R11 60x120 20mm	- SILKY 60x120 - 80x80 - 7,5x60 Not RT R9 120x278 - 20x20 Not RT R10 60x120 - 80x80 - 7,5x60 Not RT R11 60x120 20mm	A Natural R9
in test	in test	in test
CONFORME [NO SILKY E LAPPATO] / COMPLIANT [NO SILKY AND LAPPATO]	CONFORME [NO SILKY E DECORI SMALTATI] / COMPLIANT [NO SILKY AND GLAZED DECORS]	in test
CONFORME [NO SILKY E LAPPATO] / COMPLIANT [NO SILKY AND LAPPATO]	CONFORME [NO SILKY] / COMPLIANT [NO SILKY AND GLAZED DECORS]	in test

specs & tech

INFORMAZIONI TECNICHE / TECHNICAL FEATURES

INFORMAZIONI TECNICHE TECHNICAL FEATURES	NORMA NORM	REQUISITI PRESCRITTI REQUIRED VALUES
	EN 14411 - ISO 13006	
 DIMENSIONI RETTIFICATO SIZES RECTIFIED	ISO 10545-2	lunghezza-larghezza / length-width ±0,3% [±1,0 mm max]
		spessore / thickness ±5,0% [±0,5 mm max]
		ortogonalità / rectangularity ±0,3% [±1,5 mm max]
		rettilinearità / straightness ±0,3% [±0,8 mm max]
		planarità / flatness ±0,4% [±1,8 mm max]
 DIMENSIONI NON RETTIFICATO SIZES NOT RECTIFIED	ISO 10545-2	lunghezza-larghezza / length-width ±0,3% [±1,0 mm max]
		spessore / thickness ±5,0% [±0,5 mm max]
		ortogonalità / rectangularity ±0,3% [±1,5 mm max]
		rettilinearità / straightness ±0,3% [±0,8 mm max]
		planarità / flatness ±0,4% [±1,8 mm max]
 ASSORBIMENTO ACQUA WATER ABSORPTION	ISO 10545-3	≤0,5%
 RESISTENZA A ROTTURA BREAKING STRENGTH	ISO 10545-4	R≥35 N/mm ² S≥700 N [<7,5 mm] S≥1300 N [≥7,5 mm]
 RES. ABRASIONE PROFONDA DEEP ABRASION RESISTANCE	ISO 10545-6	≤175 mm ³
	RES. ABRASIONE SUPERFICIALE [LAPPATO] SURFACE ABRASION RESISTANCE	ISO 10545-7
 RESISTENZA SHOCK TERMICI THERMAL SHOCK RESISTANCE	ISO 10545-9	resistenza / resistant
 RESISTENZA AL GELO FROST RESISTANCE	ISO 10545-12	resistenza / resistant
 RESISTENZA CHIMICA CHEMICAL RESISTANCE	ISO 10545-13	resistenza / resistant
 RESISTENZA ALLE MACCHIE RESISTANCE TO STAINS	ISO 10545-14	resistenza / resistant
 CLASSIFICAZIONE ALTISDRUCCIOLO ASSESSMENT OF SLIP RESISTANCE	EN 16165 Annex A [DIN 51097]	
	EN 16165 Annex B [DIN 51130]	
	EN 16165 Annex C [BS 7976-2:2002 UK - Pendulum Test Value]	
	ANSI A326.3 Test metod [DCOF]	>0,42 bagnato / wet
	B.C.R.A. [COF]	>0,40 bagnato / wet

Piastrelle pressate a secco - Conforme alla norma EN 14411 e ISO 13006 appendice G gruppo B1-a con E ≤0,5%
Dry pressed tiles - Compliant with standards EN 14411 and ISO 13006 annex G group B1-a with E ≤0,5%

VALORI VALUES	VALORI VALUES
ARKÈ	TREVI
CONFORME COMPLIANT	CONFORME COMPLIANT
-	-
≤0,1%	≤0,1%
9 mm	6 mm
R≥40 N/mm ² S≥1500 N	R≥40 N/mm ² S≥1000 N
20 mm	9 mm
R≥45 N/mm ² S≥10000 N	R≥40 N/mm ² S≥1500 N
≤150 mm ³	≤150 mm ³
-	-
CONFORME COMPLIANT	CONFORME COMPLIANT
CONFORME COMPLIANT	CONFORME COMPLIANT
CONFORME COMPLIANT	CONFORME COMPLIANT
CONFORME COMPLIANT	CONFORME COMPLIANT
A+B Spazzolato R10 A+B+C Structured R11	- Silky A+B Spazzolato R10
R10 120x120 - 60x120 - 60x60 - 30x60 R11 60x120 - 60x60 - 30x60 - 60x120 20mm	- SILKY 120x278 - 60x120 R10 60x120
in test	in test
CONFORME / COMPLIANT	CONFORME [NO SILKY] / COMPLIANT [NO SILKY]
CONFORME / COMPLIANT	CONFORME [NO SILKY] / COMPLIANT [NO SILKY]



HEADQUARTER via canale
42013 Casalgrande [RE] - Italy

FACTORY via canale, 67
42013 Casalgrande [RE] - Italy

WAREHOUSE via dell'industria, 1
42013 Casalgrande [RE] - Italy

PHONE +39 0522 997511

FAx +39 0522 997544 [OT] - 545

[IT] **ADMIN. FAx** +39 0522 997413

info@keope.com

keope.com

IT_

Ceramiche Keope si riserva la facoltà di apportare variazioni ai prodotti illustrati in questo catalogo per necessità produttive o al fine di migliorarne la qualità. I campioni sono puramente indicativi. Gli imballaggi e pesi riportati possono variare per necessità produttive. Consultare gli uffici commerciali al momento dell'ordine.

EN_

Ceramiche Keope reserves the right to vary the products illustrated in this catalogue for production purposes or in order to improve quality. Samples are purely indicative. Packaging and weights shown may be varied in line with production requirements. Check with the sales department at the time of order.

